

PAPAGAYO
papagayo


PA PA
PE PE
PI PI
PO PO
PU PU

pa pa
pe pe
pi pi
po po
pu pu

tulipán	pera
pepino	pomelo
pingüino	espuma



pomelo



pera




tulipán



espuma



pijama



pepino

1. Escribe:

PA - PA -

PA -

PE - PE -

PE -

PI - PI -

PI -

PO - PO -

PO -

PU - PU -

PU -

2. Escribe:

pa - pa -

pa -

pe - pe -

pe -

pi - pi -

pi -

po - po -

po -

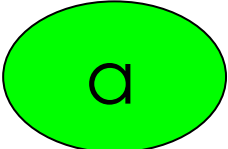
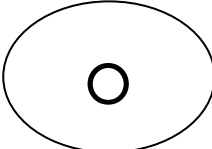
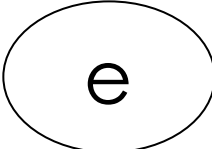
pu - pu -



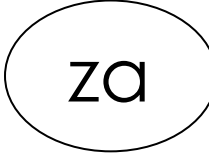












pu -

3. Une las sílabas iguales:

PA •	• po
PE •	• pa
PI •	• pu
PO •	• pe
PU •	• pi

4. Pinta de verde la minúscula:

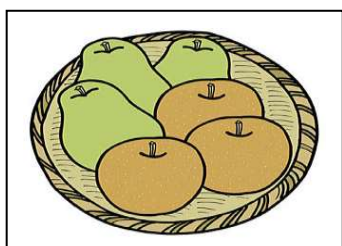
Ejemplo A   

PA			
PE			
PI			
PO			
PU			

5. Une con una línea las palabras iguales:

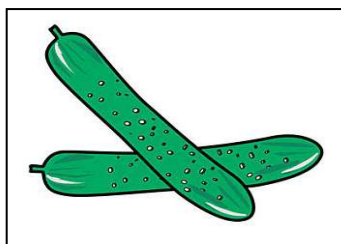
pijama • • TULIPÁN • • papagayo
tulipán • • PAPAGAYO • • pijama
papagayo • PIJAMA • • tulipán

6. Une la figura a la palabra correcta:



- manzana
- banana
- pera

flauta •
pijama •
violín •

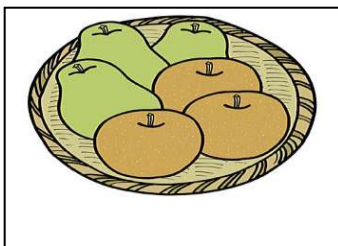


- pepino
- papa
- tomate


7. Une la figura a la palabra correcta:




• papagayo



• pomelo



• pera







• pijama



• tulipán

8. Recorta las palabras y pégalas a las figuras:



 tulipán

pepino

papagayo

pera

pomelo

pijama